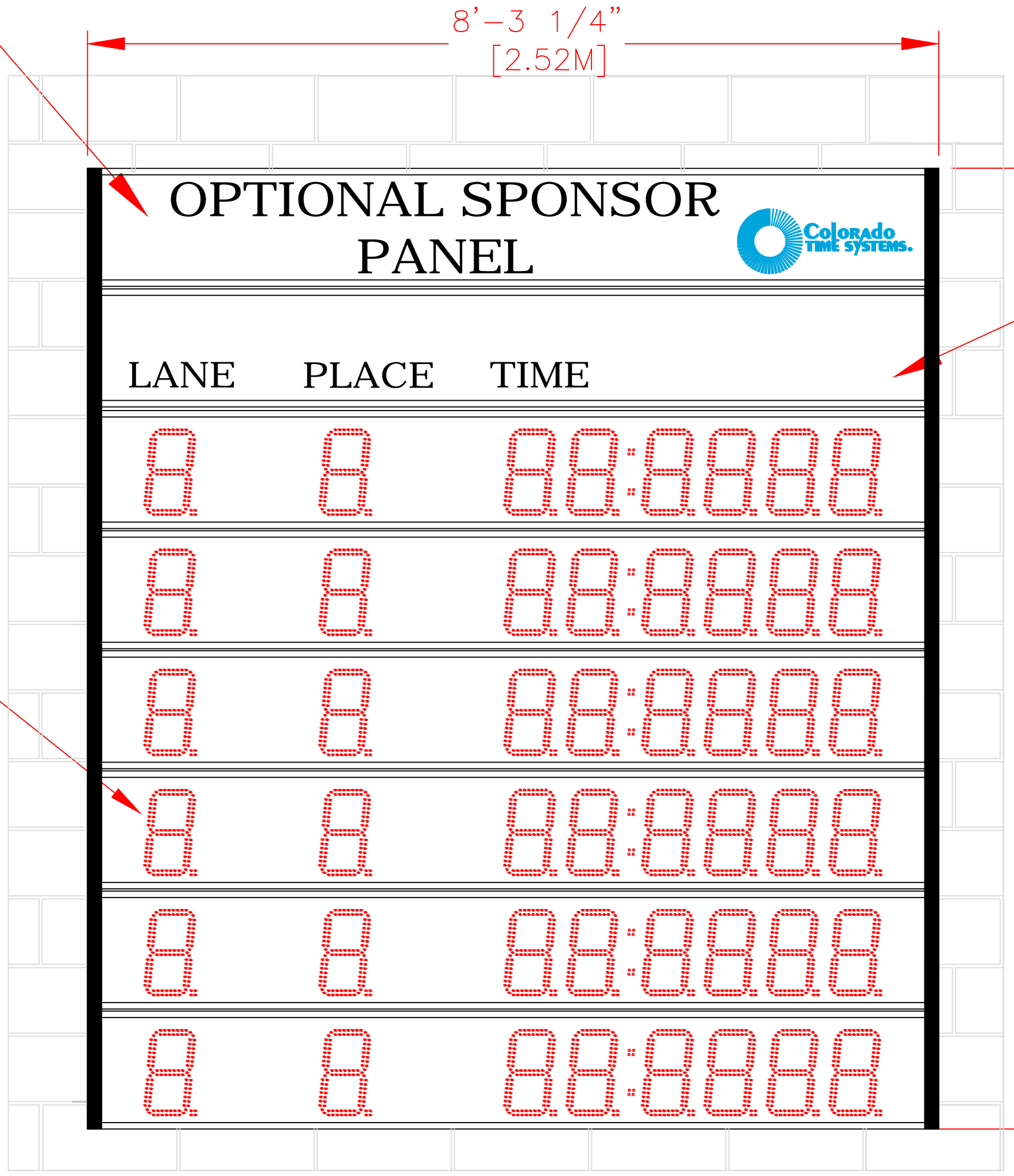


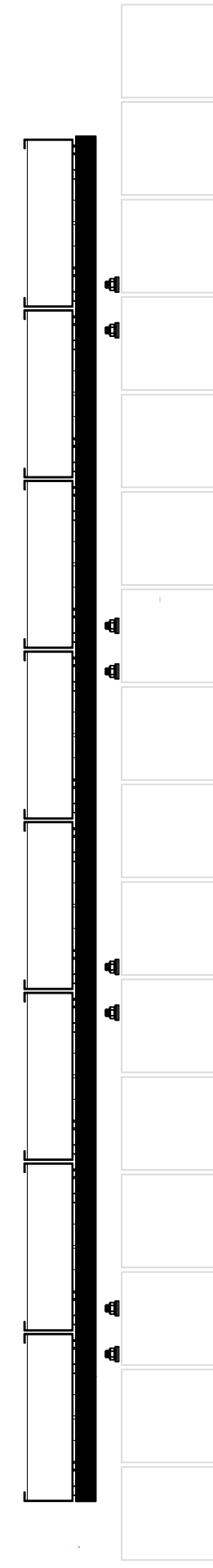
BILL OF MATERIAL				
ITEM	QTY	DESCRIPTION	CTS P/N	MFG P/N

SPONSOR PANEL ASSEMBLY
1 REQUIRED
P/N SP-LED WITH OPTIONAL ARTWORK
(BY COLORADO TIME SYSTEMS)
WEIGHT 26lbs EACH

LANE PLACE TIME 8-DIGIT
SCOREBOARD DISPLAY
6 REQUIRED
P/N: LEDR
(BY COLORADO TIME SYSTEMS)
WEIGHT 40lbs EA



LANE PLACE TIME
SCOREBOARDED DISPLAY
1 REQUIRED
P/N: SP-LED WITH 1 EA LN/PL/TIME
BY (COLORADO TIME SYSTEMS)
WEIGHT 26 LBS EA

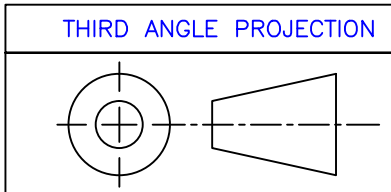


FRONT VIEW

SIDE VIEW

- NOTES:
- TOTAL WEIGHT - 292 LBS - INCLUDES DISPLAY PORTION ONLY
 - DIMENSIONS ARE APPROXIMATE AND ARE SUBJECT TO CHANGE DUE TO DETAILED DESIGN CONSIDERATIONS
 - THIS DRAWING FOR DESIGN ONLY - PLEASE CONSULT CTS PRIOR TO ANY FABRICATION/INSTALLATION
 - ONLY APPROVED SHOP DRAWINGS SHOULD BE USED FOR CONSTRUCTION
 - ALL CONSTRUCTION AND FABRICATION MUST MEET ALL APPLICABLE LOCAL, STATE, AND NATIONAL CODES
 - ALL ON-SITE WORK TO BE DONE IN ACCORDANCE WITH OSHA AND ALL LOCAL CODES THAT APPLY
 - CTS PROVIDES DISPLAY, UNISTRUT, AND BRACKETING - ALL OTHER STRUCTURAL COMPONENTS AND FABRICATION MUST BE PROVIDED BY OTHER

UNLESS OTHERWISE SPECIFIED:
VARIATIONS IN FORM FOR UNMACHINED FEATURES ARE PERMITTED WITHIN ESTABLISHED COMMERCIAL STANDARDS. ALL EDGES AND CORNERS 0.005-0.020 (APPROX RADIUS OR CHAMFER) - ALL FILETS 0.005-0.020 (APPROX RADIUS) - SCREW THREADS PER ANSI B1.1 - PIPE THREADS PER ANSI B1.1 - SURFACE ROUGHNESS PER ANSI B46.1 - SURFACE ROUGHNESS ON HOLES 250 MAX




REV	DESCRIPTION	ECO/PCO #	DATE	ERS APPROVED
A	INITIAL RELEASE		8/8/12	ERS

<p>ALL DIMS IN INCHES UNLESS OTHERWISE NOTED INCH [MM] 1 INCH = 25.4MM TOLERANCES EXCEPT AS NOTED</p> <p>INCHES .X ± N/A .XX ± N/A .XXX ± N/A MM .X ± .XX ±</p> <p>ANGLES ± 1°</p> <p>MATERIAL SEE BILL OF MATERIAL FINISH</p>	<p>DRAWN BY C. CARR DATE 8/8/12 ENG. APPROVAL PROJECT ENG.</p> <p>DO NOT SCALE THIS DRAWING</p> <p>TRADE SECRET</p> <p>The information and data contained herein is secret and is submitted in confidence, and shall not be disclosed, used, or duplicated for any purpose whatsoever without the prior written permission of Colorado Time Systems, Inc., 1551 E. 11th Street, Loveland, Colorado, 80537. This legend shall be marked on any reproduction hereof in whole or in part. Receipt of this document shall be deemed to be an acceptance of the conditions specified herein.</p>	<p>1551 E. 11th St. Loveland, CO 80537 P: (970) 667-1000 F: (970) 667-5876</p> <p>Colorado TIME SYSTEMS</p> <p>TITLE 6 LANE SWIM SCBD LAYOUT</p> <p>SIZE D 106-1-1-08-002 A SCALE NTS</p> <p>DRAWING NUMBER SHEET 1 OF 3</p>
--	---	--

8 7 6 5 4 3 2 1

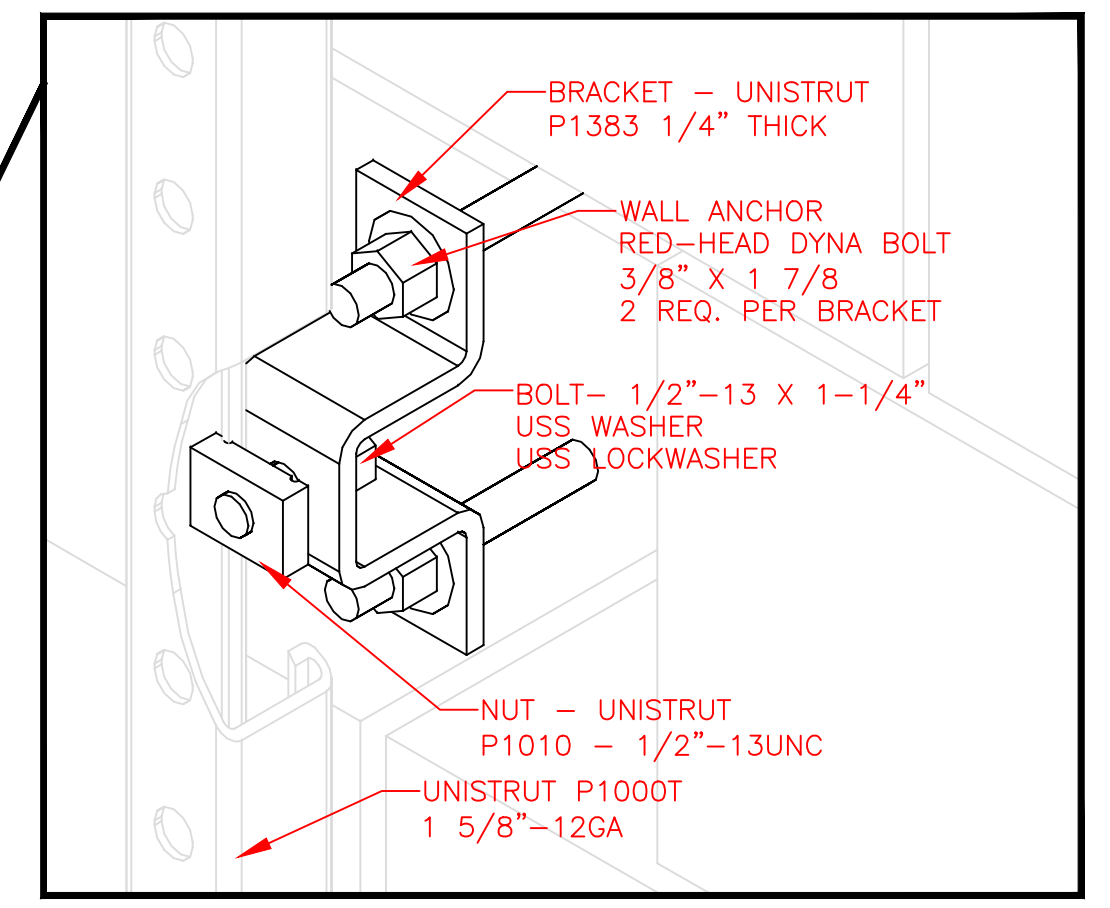
BILL OF MATERIAL				
ITEM	QTY	DESCRIPTION	CTS P/N	MFG P/N



FRONT VIEW



SIDE VIEW

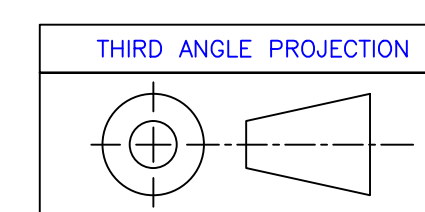


- BRACKET - UNISTRUT P1383 1/4" THICK
- WALL ANCHOR RED-HEAD DYNA BOLT 3/8" X 1 7/8 2 REQ. PER BRACKET
- BOLT - 1/2"-13 X 1-1/4" USS WASHER USS LOCKWASHER
- NUT - UNISTRUT P1010 - 1/2"-13UNC
- UNISTRUT P1000T 1 5/8"-12GA

UNISTRUT MOUNTING HARDWARE DETAIL TYPICAL 8 PLCS SCALE: 6"=1'

REV	DESCRIPTION	ECO/PCO #	DATE	APPROVED
A	INITIAL RELEASE		8/8/12	ERS

<p>ALL DIMS IN INCHES UNLESS OTHERWISE NOTED INCH [MM] 1 INCH = 25.4MM TOLERANCES EXCEPT AS NOTED</p> <p>INCHES .X ± N/A .XX ± N/A .XXX ± N/A MM .X ± .XX ±</p> <p>ANGLES ± 1°</p> <p>MATERIAL SEE BILL OF MATERIAL FINISH</p>	<p>DRAWN BY C. CARR DATE 8/8/12 ENG. APPROVAL PROJECT ENG.</p> <p>DO NOT SCALE THIS DRAWING</p> <p>TRADE SECRET</p> <p>The information and data contained herein is secret and is submitted in confidence, and shall not be disclosed, used, or duplicated for any purpose whatsoever without the prior written permission of Colorado Time Systems, Inc., 1551 E. 11th Street, Loveland, Colorado, 80537. This legend shall be marked on any reproduction hereof in whole or in part. Receipt of this document shall be deemed to be on acceptance of the conditions specified herein.</p>	<p>1551 E. 11th St. Loveland, CO 80537 P: (970) 667-1000 F: (970) 667-5876</p> <p>TITLE SCBD LAYOUT STRUCTURAL DETAILS</p> <p>NEXT ASSEMBLY</p> <p>SIZE D 06-1-1-08-002 A SCALE NTS</p>
--	---	---



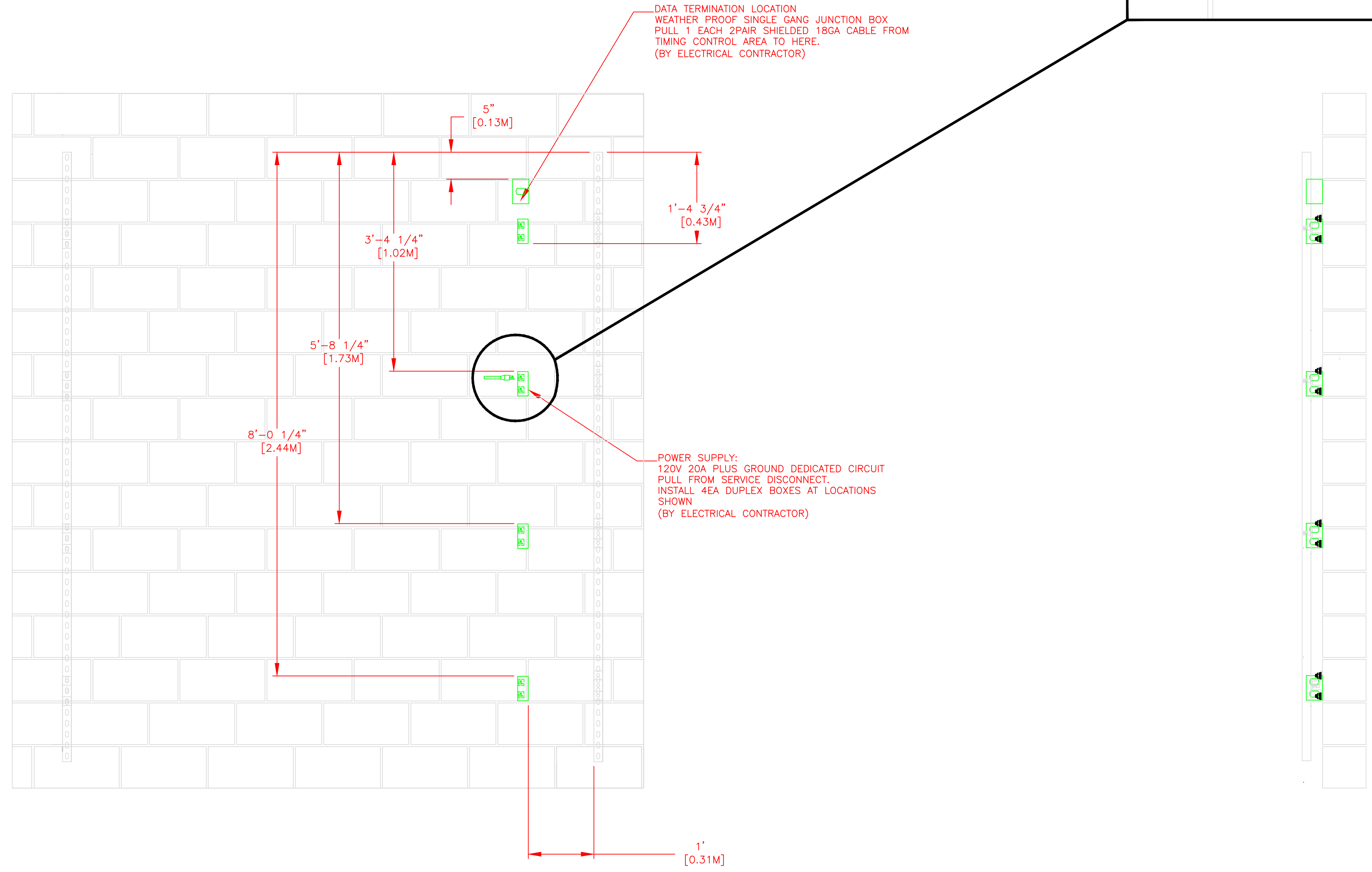
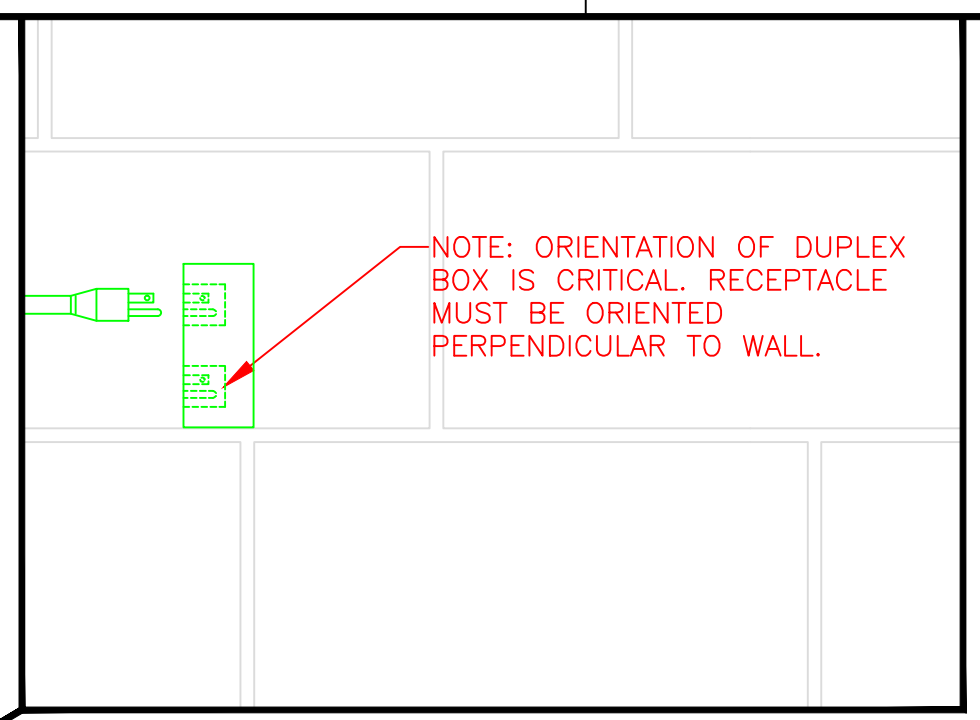
UNLESS OTHERWISE SPECIFIED:
 VARIATIONS IN FORM FOR UNMACHINED FEATURES ARE PERMITTED WITHIN ESTABLISHED COMMERCIAL STANDARDS. ALL EDGES AND CORNERS 0.005-0.020 (APPROX RADIUS OR CHAMFER) - ALL FILETS 0.005-0.020 (APPROX RADIUS) - SCREW THREADS PER ANSI B1.1 - PIPE THREADS PER ANSI B1.1 - SURFACE ROUGHNESS PER ANSI B46.1 - SURFACE ROUGHNESS ON HOLES 250 MAX

8 7 6 5 4 3 2 1

- NOTES:
1. EACH DUPLEX RECEPTACLE IS 125V, USE LEVITON #5352 OR EQUIVALENT.
 2. RECEPTACLES MUST BE IN PLACE BEFORE CTS INSTALLATION.
 3. POWER REQUIREMENTS: 120V, 1AMP PER SCOREBOARD MODULE MAXIMUM OF 16 MODULES PER 20A CIRCUIT.
 4. SINGLE GANG WALL BOX WITH BLANK PLATE FOR DATA CABLE. ONE REQUIRED PER DISPLAY.
 5. CONTROL CIRCUIT SHALL BE 125V 20A. NATIONAL ELECTRICAL CODE REQUIRES A MEANS OF DISCONNECT AT THE LOCATION OF THE SIGN. SCOREBOARD SHALL BE WIRED IN ACCORDANCE WITH NATIONAL ELECTRIC CODE ARTICLE 600-6.

***IT IS EXTREMELY IMPORTANT THAT THE CIRCUITS USED TO POWER THE SCOREBOARD NOT BE SHARED WITH OTHER DEVICES. THE SCOREBOARD IS SENSITIVE TO "NOISE" ON THE AC POWER LINE.

BILL OF MATERIAL				
ITEM	QTY	DESCRIPTION	CTS P/N	MFG P/N

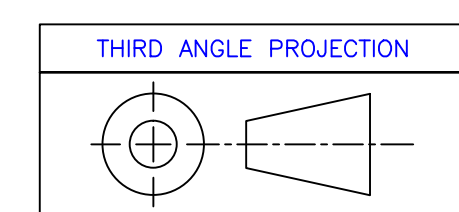


DATA TERMINATION LOCATION
WEATHER PROOF SINGLE GANG JUNCTION BOX
PULL 1 EACH 2PAIR SHIELDED 18GA CABLE FROM
TIMING CONTROL AREA TO HERE.
(BY ELECTRICAL CONTRACTOR)

POWER SUPPLY:
120V 20A PLUS GROUND DEDICATED CIRCUIT
PULL FROM SERVICE DISCONNECT.
INSTALL 4EA DUPLEX BOXES AT LOCATIONS
SHOWN
(BY ELECTRICAL CONTRACTOR)

FRONT VIEW

SIDE VIEW



UNLESS OTHERWISE SPECIFIED:
VARIATIONS IN FORM FOR UNMACHINED FEATURES ARE PERMITTED WITHIN ESTABLISHED COMMERCIAL STANDARDS. ALL EDGES AND CORNERS 0.005-0.020 (APPROX RADIUS OR CHAMFER) - ALL FILETS 0.005-0.020 (APPROX RADIUS) - SCREW THREADS PER ANSI B1.1 - PIPE THREADS PER ANSI B1.1 - SURFACE ROUGHNESS PER ANSI B46.1 - SURFACE ROUGHNESS ON HOLES 250 MAX

REV	DESCRIPTION	ECO/PCO #	DATE	ERS APPROVED
A	INITIAL RELEASE		8/8/12	ERS

DRAWN BY C. CARR		DATE 8/8/12	<p>1551 E. 11th. St. Loveland, CO 80537 P: (970) 667-1000 F: (970) 667-5876</p>								
ENG. APPROVAL		PROJECT ENG.									
<p>ALL DIMS IN INCHES UNLESS OTHERWISE NOTED INCH [MM] 1 INCH = 25.4MM TOLERANCES EXCEPT AS NOTED</p> <table border="1"> <tr> <td>INCHES</td> <td>MM</td> </tr> <tr> <td>.X ± N/A</td> <td>.X ±</td> </tr> <tr> <td>.XX ± N/A</td> <td>.XX ±</td> </tr> <tr> <td>.XXX ± N/A</td> <td>.XX ±</td> </tr> </table>			INCHES	MM	.X ± N/A	.X ±	.XX ± N/A	.XX ±	.XXX ± N/A	.XX ±	TITLE SCBD LAYOUT ELECTRICAL DETAILS
INCHES	MM										
.X ± N/A	.X ±										
.XX ± N/A	.XX ±										
.XXX ± N/A	.XX ±										
<p>DO NOT SCALE THIS DRAWING</p> <p>TRADE SECRET</p>			NEXT ASSEMBLY								
<p>MATERIAL SEE BILL OF MATERIAL</p>			<p>SIZE D 06-1-1-08-002 A</p> <p>SCALE NTS</p>								
<p>FINISH</p>			<p>DRAWING NUMBER 06-1-1-08-002 A</p> <p>SHEET 3 OF 3</p>								