

8

7

6

5

4

3

2

1

BILL OF MATERIAL				
ITEM	QTY	DESCRIPTION	CTS P/N	MFG P/N

SPONSOR PANEL ASSEMBLY  
 2 REQUIRED  
 P/N SP-LED WITH OPTIONAL ARTWORK  
 (BY COLORADO TIME SYSTEMS)  
 WEIGHT 26lbs EACH

16'-4 7/8"  
 [5.00M]

LANE PLACE TIME  
 SCOREBOARD DISPLAY  
 2 REQUIRED  
 P/N: SP-LED WITH LN/PL/TIME  
 (BY COLORADO TIME SYSTEMS)  
 WEIGHT 26lbs EACH

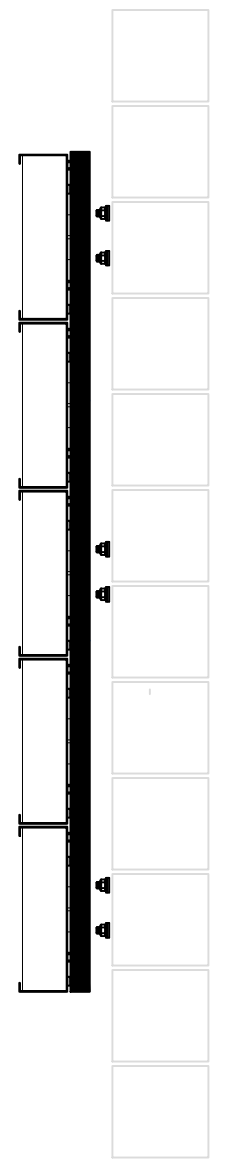
5'-10"  
 [1.78M]

# OPTIONAL SPONSOR PANEL



LANE	PLACE	TIME	LANE	PLACE	TIME
8	8	88:8888	8	8	88:8888
8	8	88:8888	8	8	88:8888
8	8	88:8888	8	8	88:8888

LANE PLACE TIME 8-DIGIT  
 SCOREBOARD DISPLAY  
 6 REQUIRED  
 P/N: LEDR  
 (BY COLORADO TIME SYSTEMS)  
 WEIGHT 40lbs EA



FRONT VIEW

SIDE VIEW

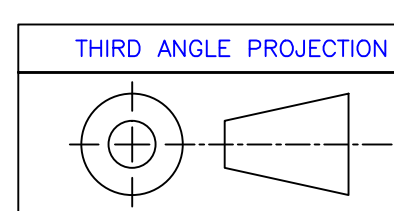
D

C

B

A

- NOTES:
- TOTAL WEIGHT - 344 LBS - INCLUDES DISPLAY PORTION ONLY
  - DIMENSIONS ARE APPROXIMATE AND ARE SUBJECT TO CHANGE DUE TO DETAILED DESIGN CONSIDERATIONS
  - THIS DRAWING FOR DESIGN ONLY - PLEASE CONSULT CTS PRIOR TO ANY FABRICATION/INSTALLATION
  - ONLY APPROVED SHOP DRAWINGS SHOULD BE USED FOR CONSTRUCTION
  - ALL CONSTRUCTION AND FABRICATION MUST MEET ALL APPLICABLE LOCAL, STATE, AND NATIONAL CODES
  - ALL ON-SITE WORK TO BE DONE IN ACCORDANCE WITH OSHA AND ALL LOCAL CODES THAT APPLY
  - CTS PROVIDES DISPLAY, UNISTRUT, AND BRACKETING - ALL OTHER STRUCTURAL COMPONENTS AND FABRICATION MUST BE PROVIDED BY OTHER



ALL DIMS IN INCHES UNLESS OTHERWISE NOTED INCH [MM] 1 INCH = 25.4MM	DRAWN BY C. CARR	DATE 8/8/12
TOLERANCES EXCEPT AS NOTED	ENG. APPROVAL	PROJECT ENG.
.X ± N/A .XX ± N/A .XXX ± N/A	.X ± .XX ±	
ANGLES ± 1°	DO NOT SCALE THIS DRAWING	
MATERIAL SEE BILL OF MATERIAL	TRADE SECRET	
FINISH	The information and data contained herein is secret and is submitted in confidence, and shall not be disclosed, used, or replicated for any purpose whatsoever without the prior written permission of Colorado Time Systems, Inc., 1551 E. 11th Street, Loveland, Colorado, 80537. This legend shall be marked on any reproduction hereof in whole or in part. Receipt of this document shall be deemed to be an acceptance of the conditions specified herein.	

REV	DESCRIPTION	ECO/PCO #	DATE	APPROVED
A	INITIAL RELEASE		8/8/12	ERS



1551 E. 11th St.  
 Loveland, CO 80537  
 P: (970) 667-1000  
 F: (970) 667-5876

TITLE: 6 LANE SWIM SCBD LAYOUT

SIZE: D  
 DRAWING NUMBER: 06-2-1-10-002  
 SCALE: 1/2"=1'  
 SHEET 1 OF 3

8

7

6

5

4

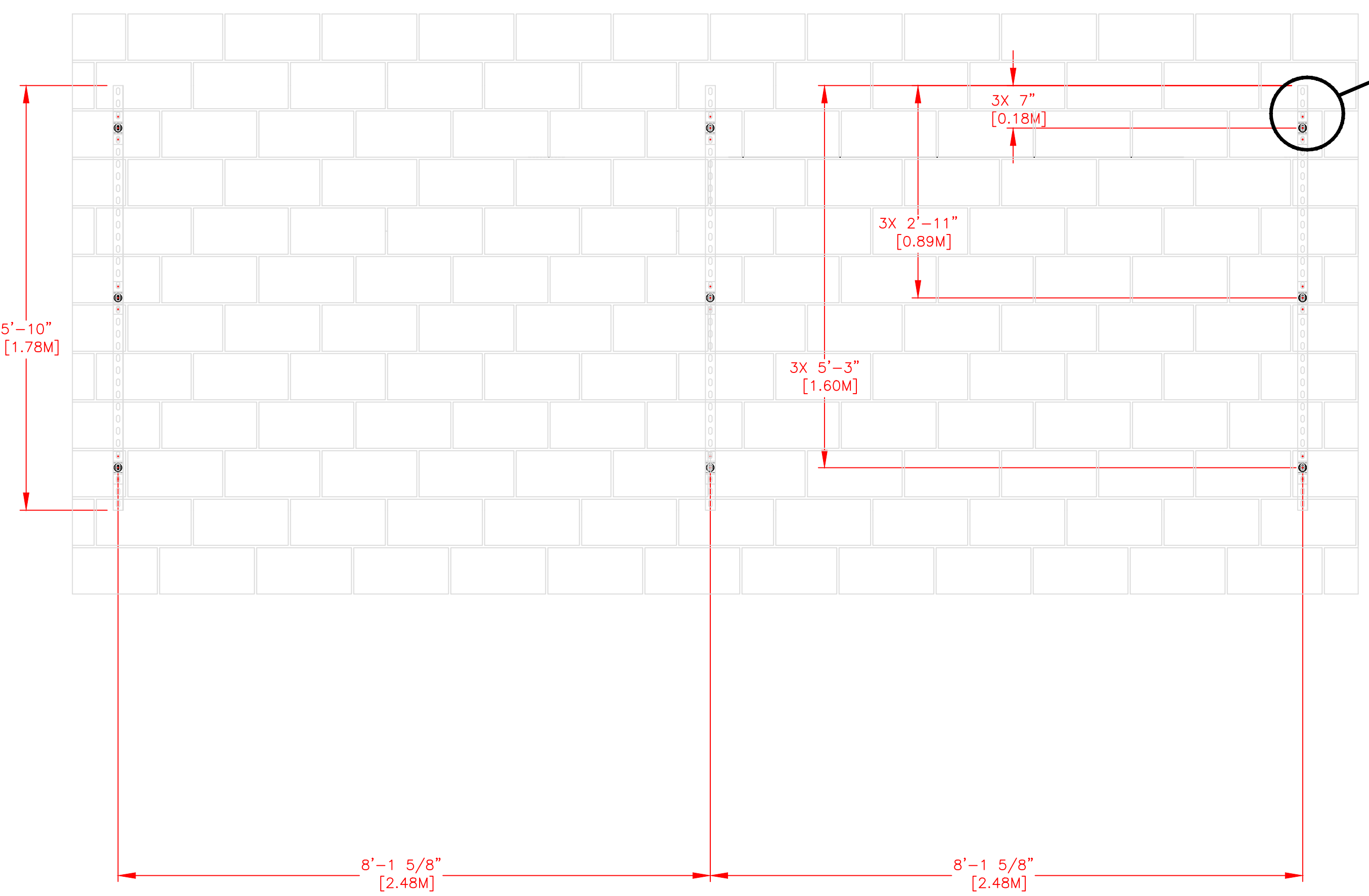
3

2

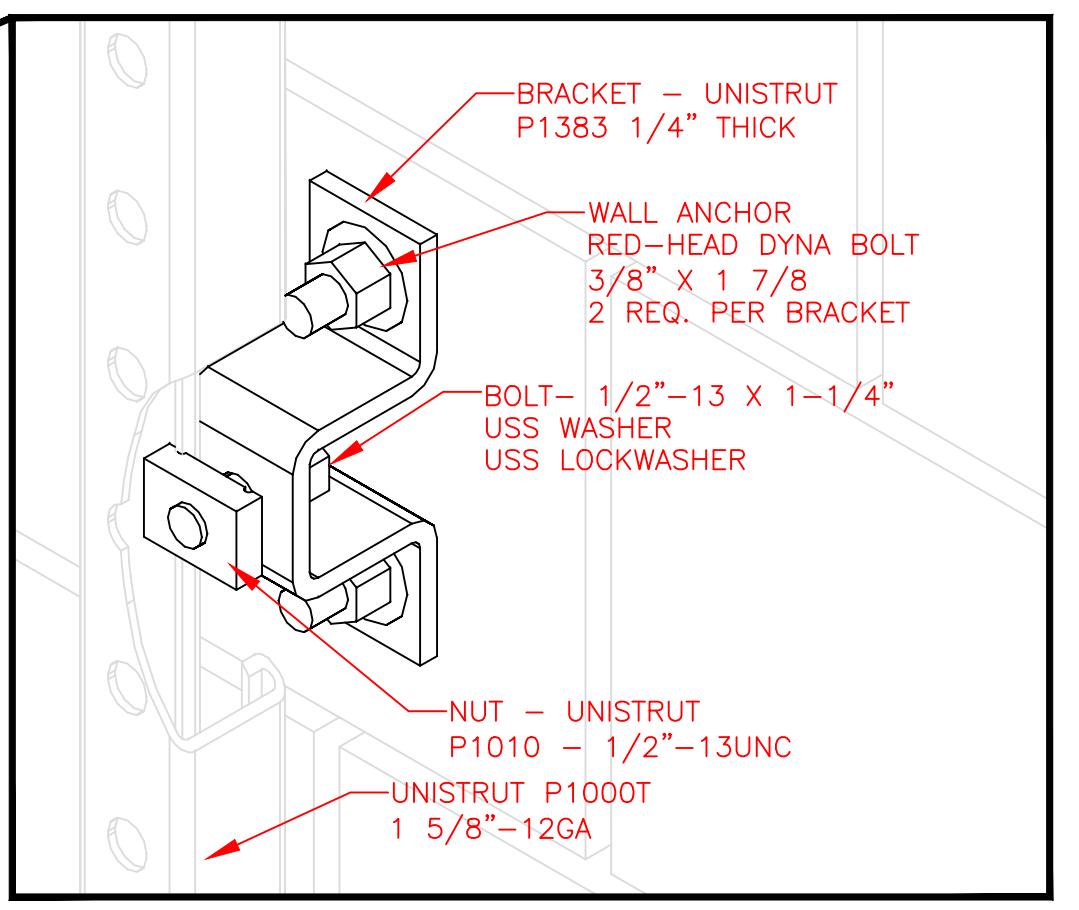
1

8 7 6 5 4 3 2 1

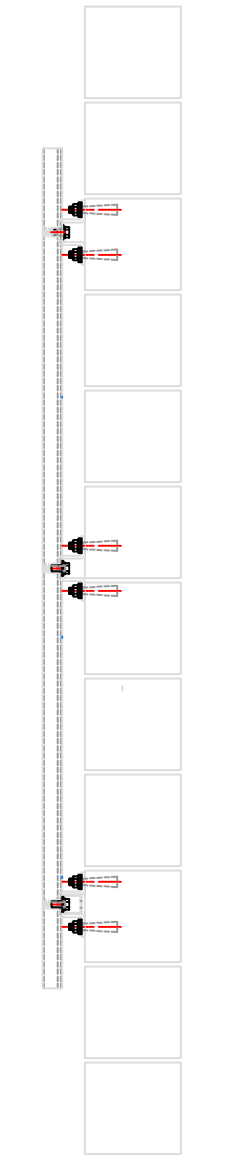
BILL OF MATERIAL				
ITEM	QTY	DESCRIPTION	CTS P/N	MFG P/N



FRONT VIEW



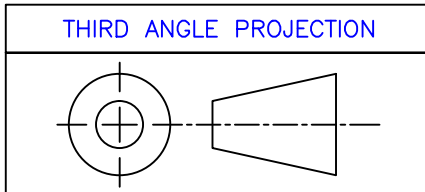
UNISTRUT MOUNTING HARDWARE DETAIL TYPICAL 9 PLCS SCALE: 6"=1'



SIDE VIEW

REV	DESCRIPTION	ECO/PCO #	DATE	ERS APPROVED
A	INITIAL RELEASE		8/8/12	ERS

1551 E. 11th. St.  
 Loveland, CO 80537  
 P: (970) 667-1000  
 F: (970) 667-5876



ALL DIMS IN INCHES UNLESS OTHERWISE NOTED INCH [MM] 1 INCH = 25.4MM	DRAWN BY C. CARR DATE 8/8/12
TOLERANCES EXCEPT AS NOTED	ENG. APPROVAL
INCHES .X ± N/A .XX ± N/A .XXX ± N/A	PROJECT ENG.
MM .X ± .XX ±	
ANGLES ± 1'	
MATERIAL SEE BILL OF MATERIAL	
FINISH	

DO NOT SCALE THIS DRAWING TRADE SECRET The information and data contained herein is secret and is submitted in confidence, and shall not be disclosed, used, or duplicated for any purpose whatsoever without the prior written permission of Colorado Time Systems, Inc., 1551 E. 11th Street, Loveland, Colorado, 80537. This legend shall be printed on any reproduction hereof in whole or in part. Receipt of this document shall be deemed to be on acceptance of the conditions specified herein.	
TITLE 6 LANE SWIM STRUCTURAL DETAILS	REVISIONS
NEXT ASSEMBLY	SIZE DRAWING NUMBER
D 06-2-1-10-002	A
SCALE 3/4"=1'	SHEET 2 OF 3

UNLESS OTHERWISE SPECIFIED:  
 VARIATIONS IN FORM FOR UNMACHINED FEATURES ARE PERMITTED WITHIN ESTABLISHED COMMERCIAL STANDARDS. ALL EDGES AND CORNERS 0.005-0.020 (APPROX RADIUS OR CHAMFER) - ALL FILETS 0.005-0.020 (APPROX RADIUS) - SCREW THREADS PER ANSI B1.1 - PIPE THREADS PER ANSI B1.1 - SURFACE ROUGHNESS PER ANSI B46.1 - SURFACE ROUGHNESS ON HOLES 250 MAX

8 7 6 5 4 3 2 1

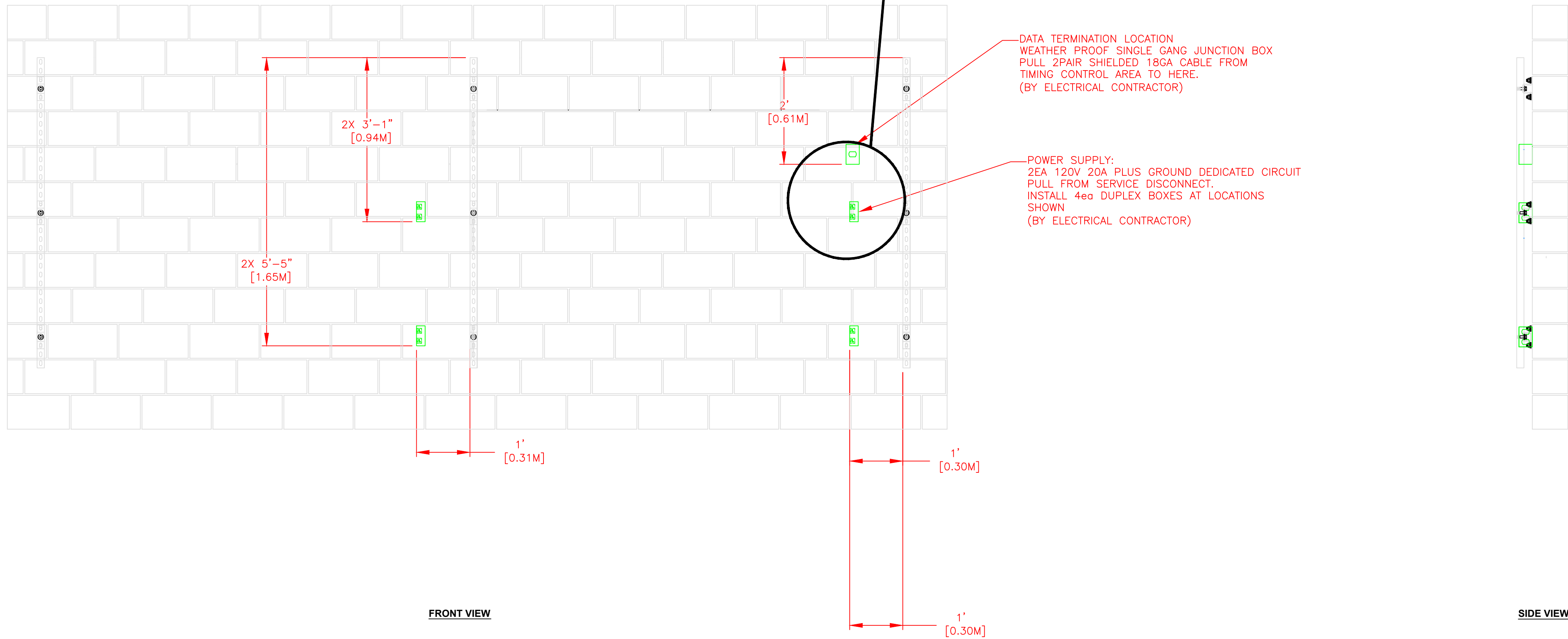
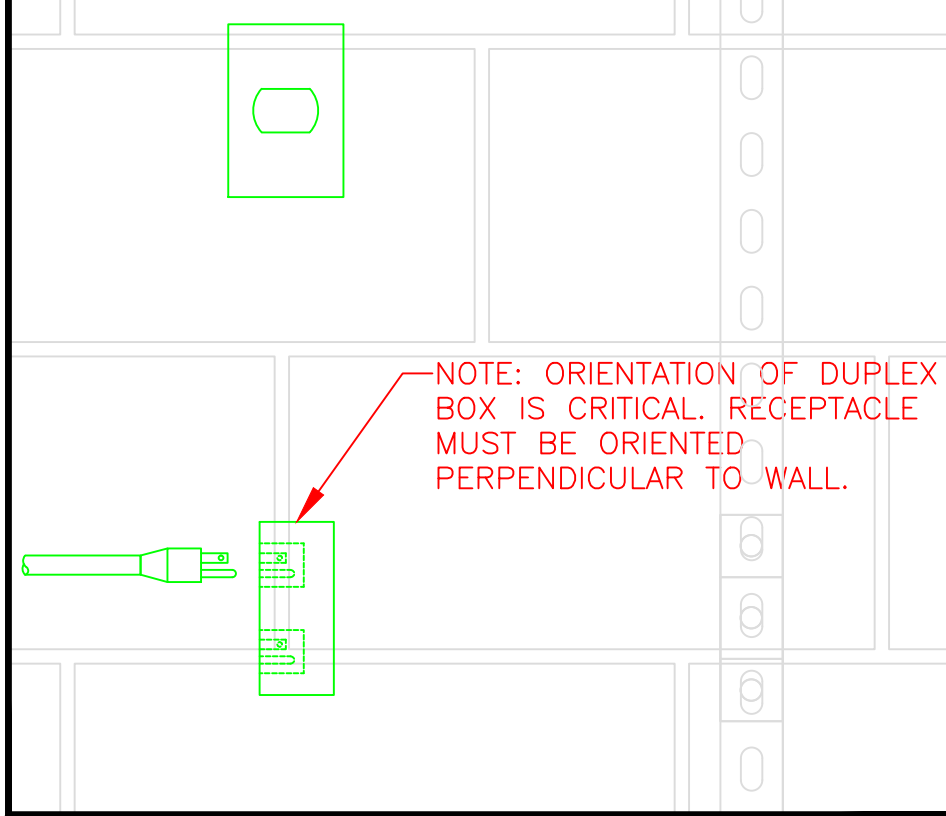
8 7 6 5 4 3 2 1

NOTES:

1. EACH DUPLEX RECEPTACLE IS 125V, USE LEVITON #5352 OR EQUIVALENT.
2. RECEPTACLES MUST BE IN PLACE BEFORE CTS INSTALLATION.
3. POWER REQUIREMENTS: 120V, 1AMP PER SCOREBOARD MODULE MAXIMUM OF 16 MODULES PER 20A CIRCUIT.
4. SINGLE GANG WALL BOX WITH BLANK PLATE FOR DATA CABLE. ONE REQUIRED PER DISPLAY.
5. CONTROL CIRCUIT SHALL BE 125V 20A. NATIONAL ELECTRICAL CODE REQUIRES A MEANS OF DISCONNECT AT THE LOCATION OF THE SIGN. SCOREBOARD SHALL BE WIRED IN ACCORDANCE WITH NATIONAL ELECTRIC CODE ARTICLE 600-6.

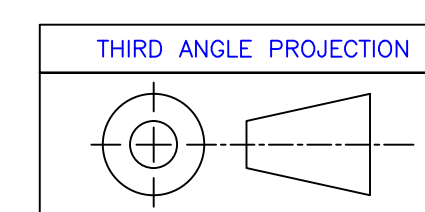
\*\*\*IT IS EXTREMELY IMPORTANT THAT THE CIRCUITS USED TO POWER THE SCOREBOARD NOT BE SHARED WITH OTHER DEVICES. THE SCOREBOARD IS SENSITIVE TO "NOISE" ON THE AC POWER LINE.

BILL OF MATERIAL				
ITEM	QTY	DESCRIPTION	CTS P/N	MFG P/N



REV	DESCRIPTION	ECO/PCO #	DATE	ERS APPROVED
A	INITIAL RELEASE		8/8/12	ERS

<p>ALL DIMS IN INCHES UNLESS OTHERWISE NOTED INCH [MM] 1 INCH = 25.4MM</p> <p>TOLERANCES EXCEPT AS NOTED</p> <table border="1"> <tr> <td>INCHES</td> <td>MM</td> </tr> <tr> <td>.X ± N/A</td> <td>.X ±</td> </tr> <tr> <td>.XX ± N/A</td> <td>.XX ±</td> </tr> <tr> <td>.XXX ± N/A</td> <td>.XX ±</td> </tr> </table> <p>ANGLES ± 1°</p> <p>MATERIAL SEE BILL OF MATERIAL</p> <p>FINISH</p>	INCHES	MM	.X ± N/A	.X ±	.XX ± N/A	.XX ±	.XXX ± N/A	.XX ±	<p>DRAWN BY C. CARR DATE 8/8/12</p> <p>ENG. APPROVAL</p> <p>PROJECT ENG.</p> <p>DO NOT SCALE THIS DRAWING</p> <p><b>TRADE SECRET</b></p> <p>The information and data contained herein is secret and is submitted in confidence, and shall not be disclosed, used, or duplicated for any purpose whatsoever without the prior written permission of Colorado Time Systems, Inc., 1551 E. 11th Street, Loveland, Colorado, 80537. This legend shall be printed on any reproduction hereof in whole or in part. Receipt of this document shall be deemed to be an acceptance of the conditions specified herein.</p>	<p>1551 E. 11th. St. Loveland, CO 80537 P: (970) 667-1000 F: (970) 667-5876</p> <p><b>Colorado TIME SYSTEMS</b></p> <p>TITLE 6 LANE SWIM ELECTRICAL DETAILS</p> <p>NEXT ASSEMBLY</p> <p>SIZE D106-2-1-10-002 A</p> <p>SCALE 3/4"=1'</p> <p>SHEET 3 OF 3</p>
INCHES	MM									
.X ± N/A	.X ±									
.XX ± N/A	.XX ±									
.XXX ± N/A	.XX ±									



UNLESS OTHERWISE SPECIFIED:  
VARIATIONS IN FORM FOR UNMACHINED FEATURES ARE PERMITTED WITHIN ESTABLISHED COMMERCIAL STANDARDS. ALL EDGES AND CORNERS 0.005-0.020 (APPROX RADIUS OR CHAMFER) - ALL FILETS 0.005-0.020 (APPROX RADIUS) - SCREW THREADS PER ANSI B1.1 - PIPE THREADS PER ANSI B1.1 - SURFACE ROUGHNESS PER ANSI B46.1 - SURFACE ROUGHNESS ON HOLES 250 MAX

8 7 6 5 4 3 2 1