

8

7

6

5

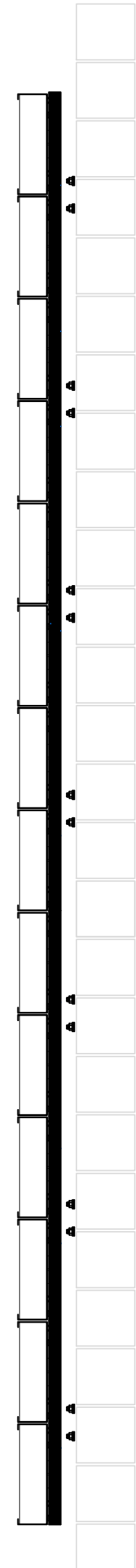
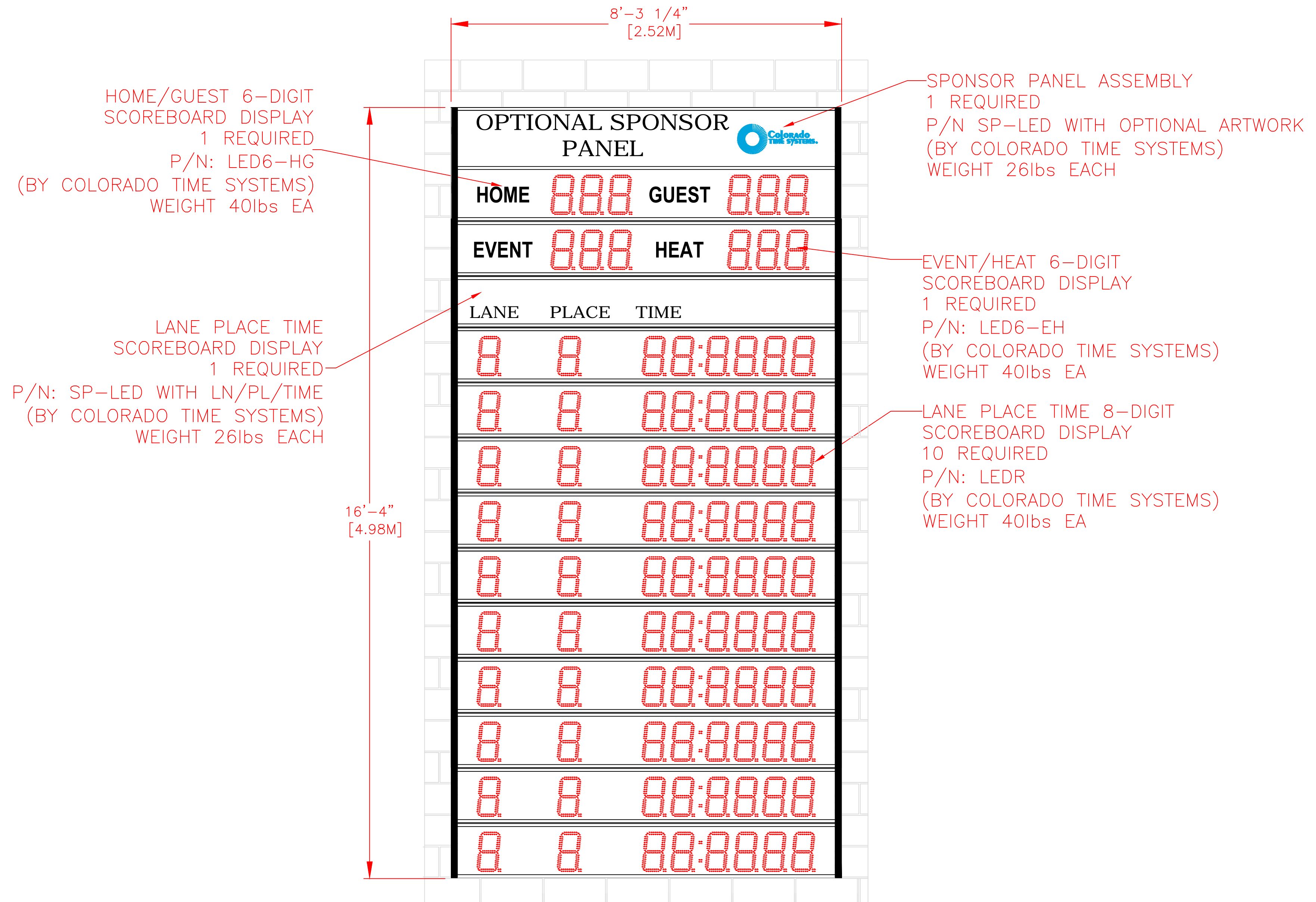
4

3

2

1

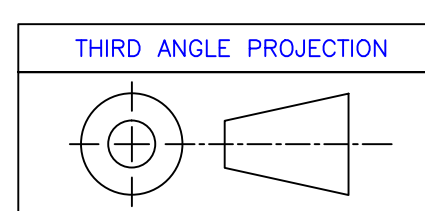
BILL OF MATERIAL				
ITEM	QTY	DESCRIPTION	CTS P/N	MFG P/N



FRONT VIEW

SIDE VIEW

- NOTES:
- TOTAL WEIGHT - 532 LBS - INCLUDES DISPLAY PORTION ONLY
 - DIMENSIONS ARE APPROXIMATE AND ARE SUBJECT TO CHANGE DUE TO DETAILED DESIGN CONSIDERATIONS
 - THIS DRAWING FOR DESIGN ONLY - PLEASE CONSULT CTS PRIOR TO ANY FABRICATION/INSTALLATION
 - ONLY APPROVED SHOP DRAWINGS SHOULD BE USED FOR CONSTRUCTION
 - ALL CONSTRUCTION AND FABRICATION MUST MEET ALL APPLICABLE LOCAL, STATE, AND NATIONAL CODES
 - ALL ON-SITE WORK TO BE DONE IN ACCORDANCE WITH OSHA AND ALL LOCAL CODES THAT APPLY
 - CTS PROVIDES DISPLAY, UNISTRUT, AND BRACKETING - ALL OTHER STRUCTURAL COMPONENTS AND FABRICATION MUST BE PROVIDED BY OTHER



UNLESS OTHERWISE SPECIFIED:
 VARIATIONS IN FORM FOR UNMACHINED FEATURES ARE PERMITTED WITHIN ESTABLISHED COMMERCIAL STANDARDS. ALL EDGES AND CORNERS 0.005-0.020 (APPROX RADIUS OR CHAMFER) - ALL FILLETS 0.005-0.020 (APPROX RADIUS) - SCREW THREADS PER ANSI B1.1 - PIPE THREADS PER ANSI B1.1 - SURFACE ROUGHNESS PER ANSI B46.1 - SURFACE ROUGHNESS ON HOLES 250 MAX

REV	DESCRIPTION	ECO/PCO #	DATE	APPROVED
A	INITIAL RELEASE		8/8/12	ERS

<p>ALL DIMS IN INCHES UNLESS OTHERWISE NOTED INCH [MM] 1 INCH = 25.4MM</p> <p>TOLERANCES EXCEPT AS NOTED</p> <table border="1"> <tr> <td>INCHES</td> <td>MM</td> </tr> <tr> <td>.X ± N/A</td> <td>.X ±</td> </tr> <tr> <td>.XX ± N/A</td> <td>.XX ±</td> </tr> <tr> <td>.XXX ± N/A</td> <td>.XX ±</td> </tr> </table> <p>ANGLES ± 1°</p> <p>MATERIAL SEE BILL OF MATERIAL</p> <p>FINISH</p>	INCHES	MM	.X ± N/A	.X ±	.XX ± N/A	.XX ±	.XXX ± N/A	.XX ±	<p>DRAWN BY C. CARR DATE 8/8/12</p> <p>ENG. APPROVAL</p> <p>PROJECT ENG.</p> <p>DO NOT SCALE THIS DRAWING</p> <p>TRADE SECRET</p> <p>The information and data contained herein is secret and is submitted in confidence, and shall not be disclosed, used, or duplicated for any purpose whatsoever without the prior written permission of Colorado Time Systems, Inc., 1551 E. 11th Street, Loveland, Colorado, 80537. This legend shall be marked on any reproduction hereof in whole or in part. Receipt of this document shall be deemed to be an acceptance of the conditions specified herein.</p>	<p>1551 E. 11th St. Loveland, CO 80537 P: (970) 667-1000 F: (970) 667-5876</p> <p>TITLE 10-LANE SWIM EVENT/HEAT HOME/GUEST</p> <p>SIZE D10-1-1-14-005 A</p> <p>DRAWING NUMBER</p> <p>SCALE 1/2"=1'</p> <p>SHEET 1 OF 3</p>
INCHES	MM									
.X ± N/A	.X ±									
.XX ± N/A	.XX ±									
.XXX ± N/A	.XX ±									

8

7

6

5

4

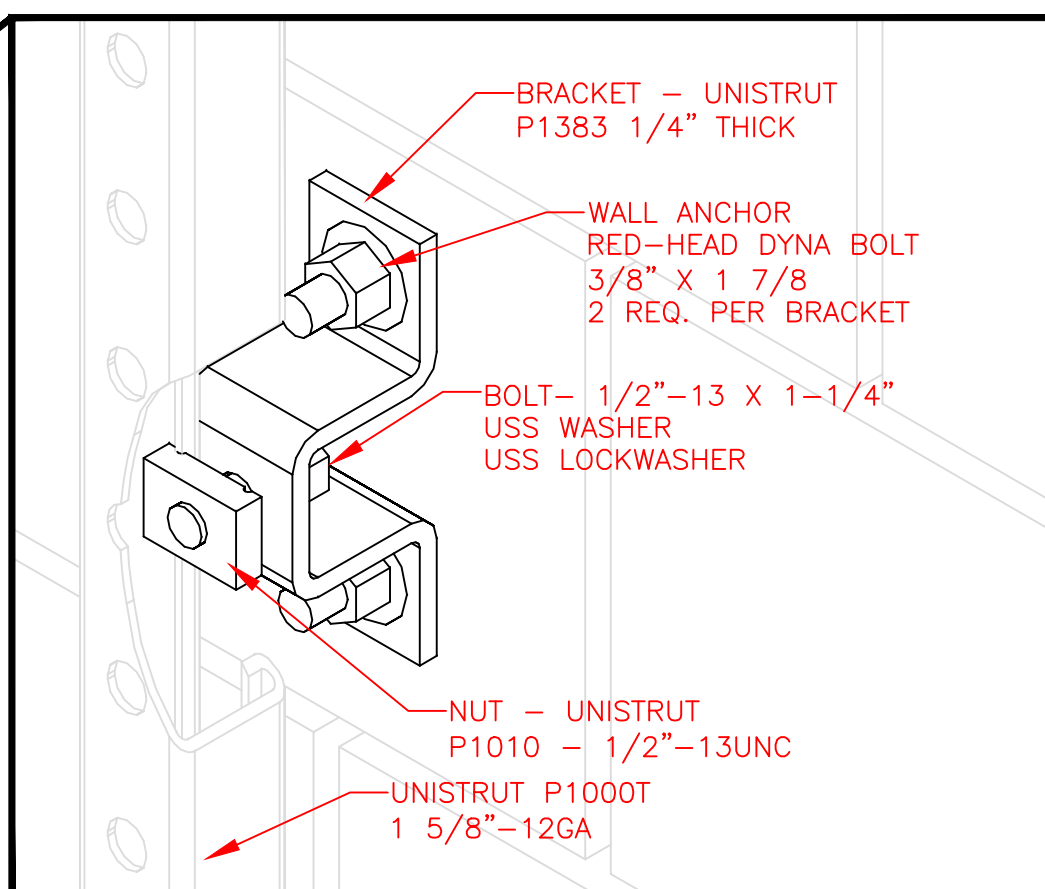
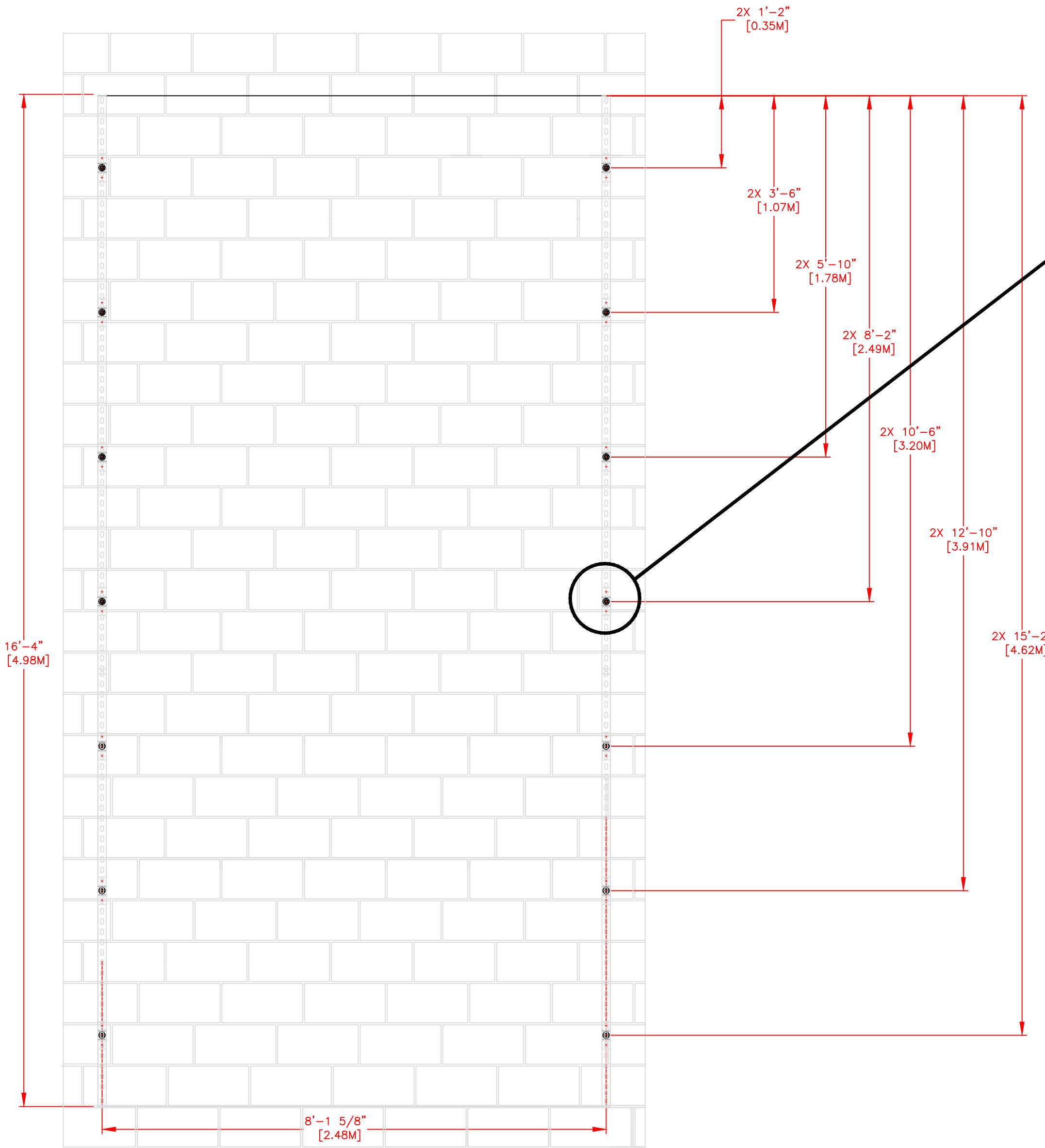
3

2

1

8 7 6 5 4 3 2 1

BILL OF MATERIAL				
ITEM	QTY	DESCRIPTION	CTS P/N	MFG P/N



UNISTRUT MOUNTING
 HARDWARE DETAIL
 TYPICAL 14 PLCS
 SCALE: 6"=1'

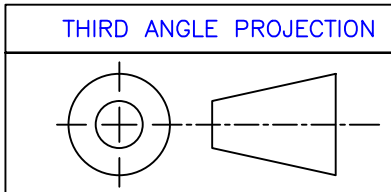


SIDE VIEW

FRONT VIEW

REV	DESCRIPTION	ECO/PCO #	DATE	ERS APPROVED
A	INITIAL RELEASE		8/8/12	ERS

ALL DIMS IN INCHES UNLESS OTHERWISE NOTED INCH [MM] 1 INCH = 25.4MM	DRAWN BY C. CARR	DATE 8/8/12	<p>1551 E. 11th. St. Loveland, CO 80537 P: (970) 667-1000 F: (970) 667-5876</p>
TOLERANCES EXCEPT AS NOTED	ENG. APPROVAL	PROJECT ENG.	
INCHES .X ± N/A .XX ± N/A .XXX ± N/A	MM .X ± .XX ±		TITLE 10 LANE SWIM STRUCTURAL DETAILS
ANGLES ± 1°	MATERIAL SEE BILL OF MATERIAL		SCALE 3/4"=1'
FINISH SEE BILL OF MATERIAL			DRAWING NUMBER D10-1-1-14-005 A SHEET 2 OF 3



UNLESS OTHERWISE SPECIFIED:
 VARIATIONS IN FORM FOR UNMACHINED FEATURES ARE PERMITTED WITHIN ESTABLISHED COMMERCIAL STANDARDS. ALL EDGES AND CORNERS 0.005-0.020 (APPROX RADIUS OR CHAMFER) - ALL FILETS 0.005-0.020 (APPROX RADIUS) - SCREW THREADS PER ANSI B1.1 - PIPE THREADS PER ANSI B1.1 - SURFACE ROUGHNESS PER ANSI B46.1 - SURFACE ROUGHNESS ON HOLES 250 MAX

8 7 6 5 4 3 2 1

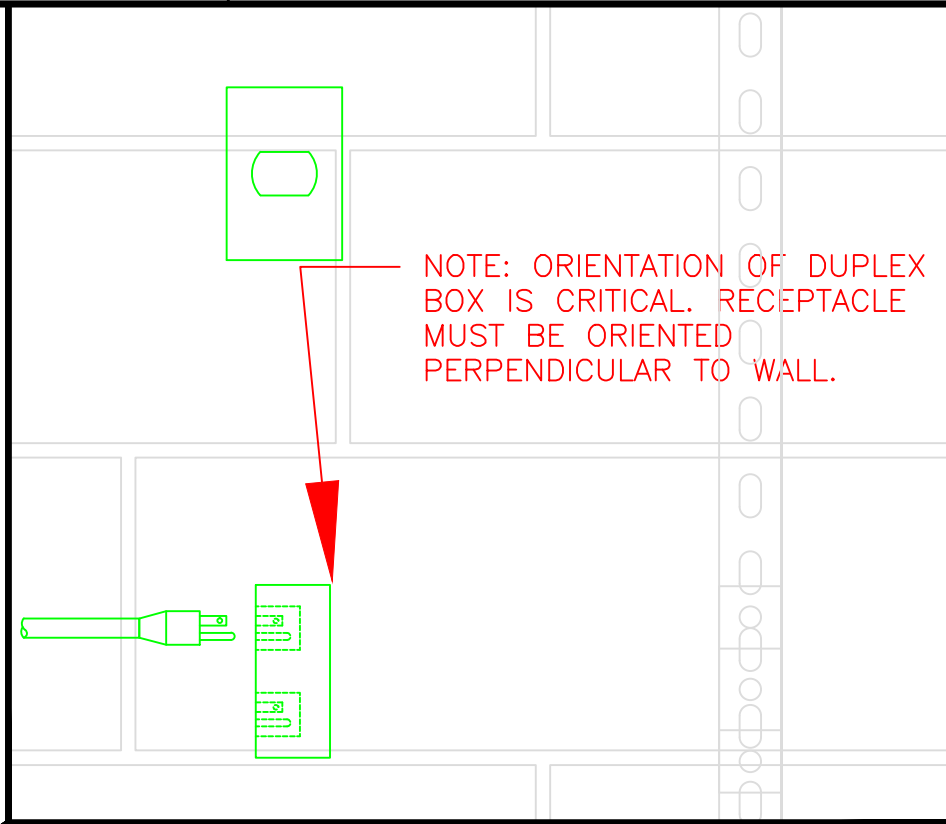
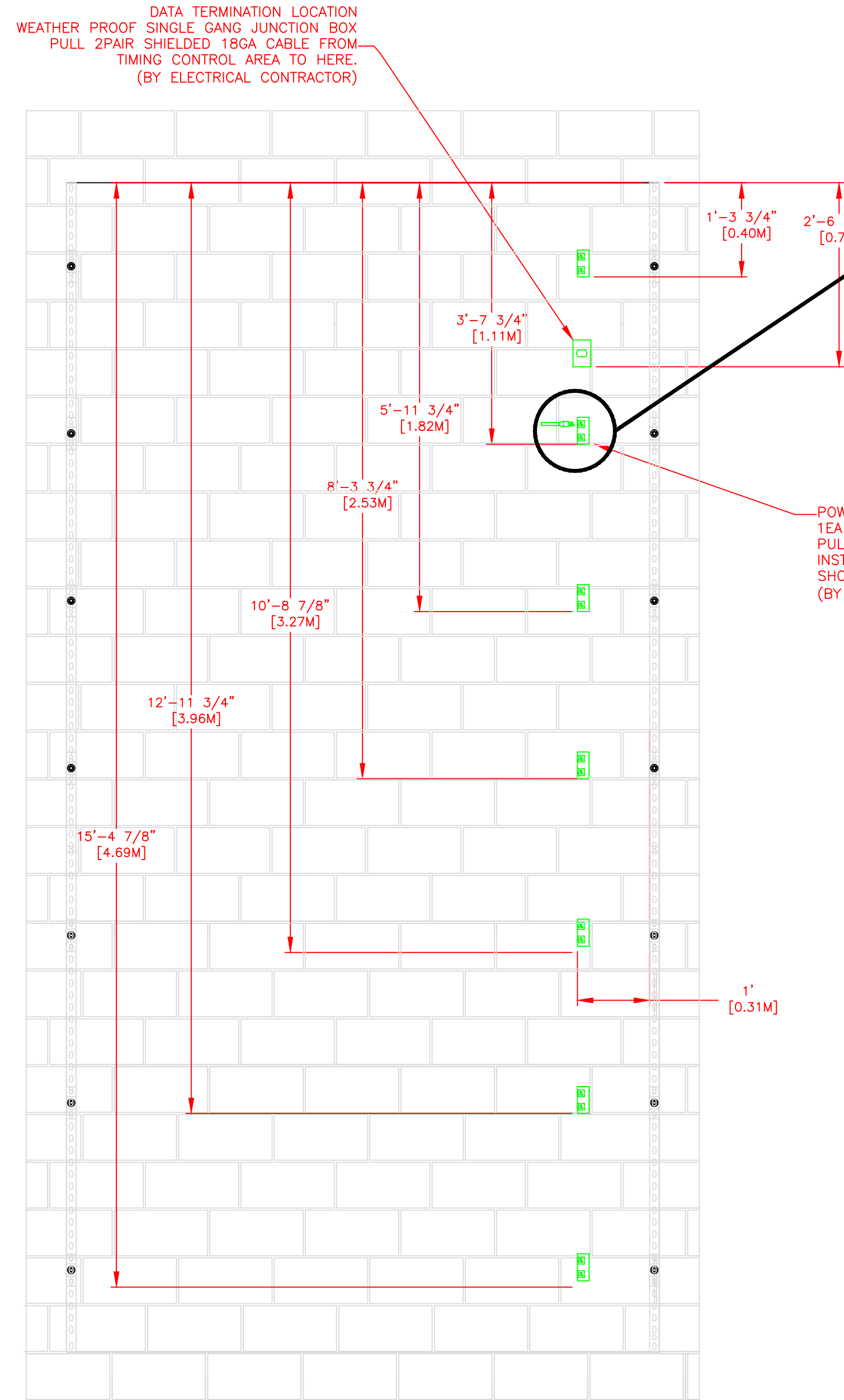
8 7 6 5 4 3 2 1

NOTES:

1. EACH DUPLEX RECEPTACLE IS 125V, USE LEVITON #5352 OR EQUIVALENT.
2. RECEPTACLES MUST BE IN PLACE BEFORE CTS INSTALLATION.
3. POWER REQUIREMENTS: 120V, 1AMP PER SCOREBOARD MODULE MAXIMUM OF 16 MODULES PER 20A CIRCUIT.
4. SINGLE GANG WALL BOX WITH BLANK PLATE FOR DATA CABLE. ONE REQUIRED PER DISPLAY.
5. CONTROL CIRCUIT SHALL BE 125V 20A. NATIONAL ELECTRICAL CODE REQUIRES A MEANS OF DISCONNECT AT THE LOCATION OF THE SIGN. SCOREBOARD SHALL BE WIRED IN ACCORDANCE WITH NATIONAL ELECTRIC CODE ARTICLE 600-6.

***IT IS EXTREMELY IMPORTANT THAT THE CIRCUITS USED TO POWER THE SCOREBOARD NOT BE SHARED WITH OTHER DEVICES. THE SCOREBOARD IS SENSITIVE TO "NOISE" ON THE AC POWER LINE.

BILL OF MATERIAL				
ITEM	QTY	DESCRIPTION	CTS P/N	MFG P/N

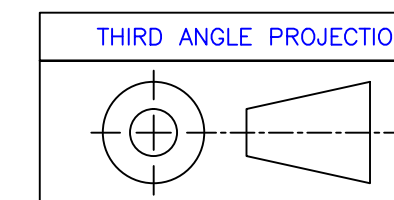


POWER SUPPLY:
 1EA 120V 20A PLUS GROUND DEDICATED CIRCUIT
 PULL FROM SERVICE DISCONNECT
 INSTALL 7ea DUPLEX BOXES AT LOCATIONS SHOWN
 (BY ELECTRICAL CONTRACTOR)

DATA TERMINATION LOCATION
 WEATHER PROOF SINGLE GANG JUNCTION BOX
 PULL 2PAIR SHIELDED 18GA CABLE FROM TIMING CONTROL AREA TO HERE.
 (BY ELECTRICAL CONTRACTOR)

PLAN VIEW

SIDE VIEW



REV	DESCRIPTION	ECO/PCO #	DATE	ERS APPROVED
A	INITIAL RELEASE		8/8/12	ERS

<p>ALL DIMS IN INCHES UNLESS OTHERWISE NOTED INCH [MM] 1 INCH = 25.4MM TOLERANCES EXCEPT AS NOTED</p> <p>INCHES: .X ± N/A, .XX ± N/A, .XXX ± N/A MM: .X ±, .XX ±</p> <p>ANGLES ± 1°</p> <p>MATERIAL: SEE BILL OF MATERIAL FINISH:</p>	<p>DRAWN BY: C. CARR DATE: 8/8/12 ENG. APPROVAL: PROJECT ENG.:</p> <p>DO NOT SCALE THIS DRAWING</p> <p>TRADE SECRET</p> <p>The information and data contained herein is secret and is submitted in confidence, and shall not be disclosed, used, or duplicated for any purpose whatsoever without the prior written permission of Colorado Time Systems, Inc., 1551 E. 11th Street, Loveland, Colorado, 80537. This legend shall be printed on any reproduction hereof in whole or in part. Receipt of this document shall be deemed to be an acceptance of the conditions specified herein.</p>	<p>1551 E. 11th St. Loveland, CO 80537 P: (970) 667-1000 F: (970) 667-5876</p> <p>Colorado TIME SYSTEMS</p> <p>TITLE: 10 LANE SWIM ELECTRICAL DETAILS</p> <p>NEXT ASSEMBLY:</p> <p>SIZE: DRAWING NUMBER: D110-1-1-14-005 SCALE: 3/4"=1' SHEET 3 OF 3</p>
---	--	---

UNLESS OTHERWISE SPECIFIED:
 VARIATIONS IN FORM FOR UNMACHINED FEATURES ARE PERMITTED WITHIN ESTABLISHED COMMERCIAL STANDARDS. ALL EDGES AND CORNERS 0.005-0.020 (APPROX RADIUS OR CHAMFER) - ALL FILETS 0.005-0.020 (APPROX RADIUS) - SCREW THREADS PER ANSI B1.1 - PIPE THREADS PER ANSI B1.1 - SURFACE ROUGHNESS PER ANSI B46.1 - SURFACE ROUGHNESS ON HOLES 250 MAX

8 7 6 5 4 3 2 1