








Train Right with Infinity Start System

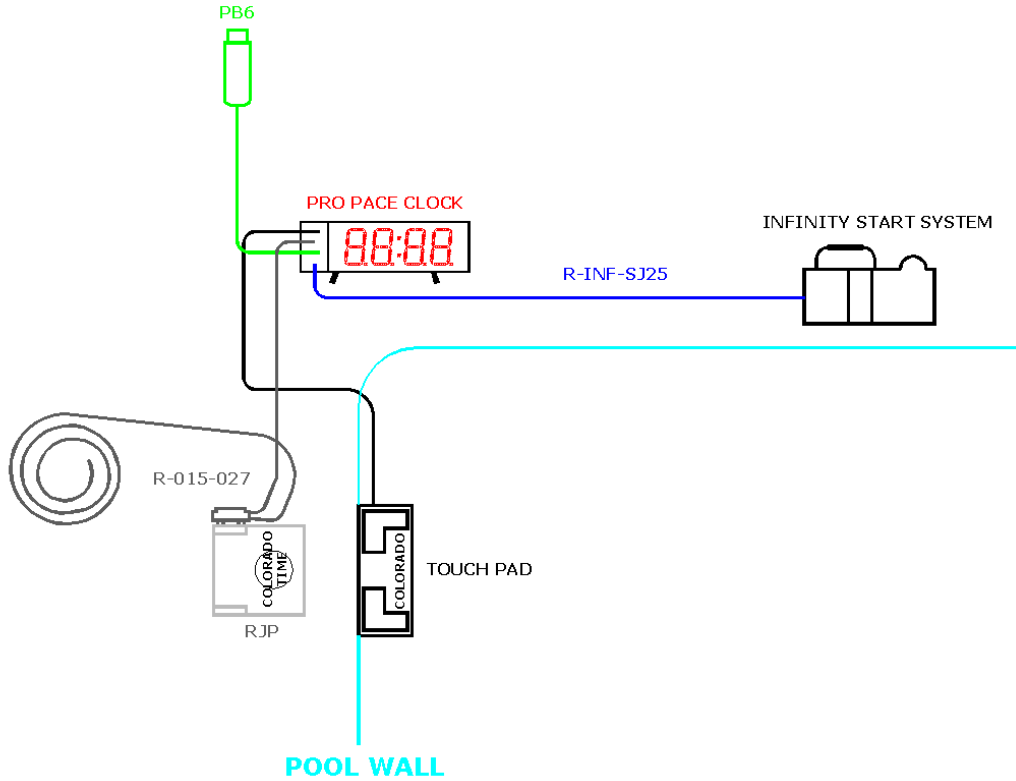
The Train Right system with Infinity Start System includes these parts:

Product	How to connect this part to the system	Connecting Cable
 <p data-bbox="310 636 477 659">Pace Clock Pro</p>	All the other parts connect to this	
 <p data-bbox="285 854 505 877">Infinity Start System</p>	R-INF-SJ cable to Pace Clock Pro (Start System)	 <p data-bbox="1240 800 1398 827">R-INF-SJ25</p>
 <p data-bbox="355 1077 435 1100">RJPLD</p>	R-015-027 cable to Pace Clock Pro (Relay Platform)	 <p data-bbox="1250 1020 1391 1047">R-015-027</p>
 <p data-bbox="188 1297 440 1325">Training-size Touchpad</p> <ul data-bbox="188 1325 602 1423" style="list-style-type: none"> • TR-SYS-1 includes TP-30 (30 x 22 in) • TR-SYS-1-220 includes TP-76X90 (76 x 90 cm) 	Cable attached to touchpad to Pace Clock Pro (Touchpad 1 or Touchpad 2 or, with 2 touchpads, one to each)	
 <p data-bbox="332 1562 456 1585">Pushbutton</p>	To Pace Clock Pro (see Pace Clock Pro manual for specific location)	

Using your Train Right System

Your Train Right system can be used for a variety of training situations, including starts, relay exchanges, turn speed, and more. To use the system:

- 1) Refer to the **Pro Pace Clock** manual, *Training Modes* chapter, and choose a training mode.
- 2) Physically set up the system, following the instructions for that mode. For every mode, the *Training Modes* chapter of the **Pro Pace Clock** manual describes the equipment that is required and how to set it up, and how to operate it.



The connection diagram above provides a visual representation of all of the equipment. Please note two things about the R-015-027 cable for the RJPLD:

- 1) It can be plugged into either connection block on the RJPLD. Choose whichever is most convenient.
- 2) It consists of two cables put together. Plug the banana-plug end into the front of the Pro Pace Clock, where it's labeled **Relay Platform**. The Mini BNC plug end is not used with the Infinity Start System. Coil this portion of the cable out of the way, as shown in the connection diagram.



Banana plug



Mini BNC